




先進設備科技 整合领航者

fiti 京鼎精密科技

Operations Overview

2016/12/14



- We have made forward-looking statements in the presentation. Our forward-looking statements contain information regarding, among other things, our financial conditions, future expansion plans and business strategies. We have based these forward-looking statements on our current expectations and projection are reasonable, such forward-looking statements are inherently subject to risk, uncertainties, and assumptions about us.
- We undertake no obligation to publicly update or revise any forward-looking statements whether as a result of new information, future events or otherwise. In light of these risk, uncertainties and assumptions, the forward-looking events in the conference might not occur and our actual results could differ materially from those anticipated in these forward-looking statements.

01



Company Profile

02



Operation Strategies

03



Competitive Advantage

04



Operation Performance

01



Company Profile

02



Operation Strategies

03



Competitive Advantage

04



Operation Performance

Company Name : Foxsemicon Integrated Technology Inc.

Established : 2001/04/26

Capital : NT\$ 750 million

Chairman : Yin-Kuang, Liu

President : Yin-Kuang, Liu

Business :

- Semiconductor critical assembly parts module and equipment of manufacturing and sales
- Automation equipment research and development, manufacturing and sales, providing integrated solutions



**Headquarters
TAIWAN(2001)**



**Manufactory
CHINA(2005)**



**Sales office
USA(2002)**

01



Company Profile

02



Operation Strategies

03



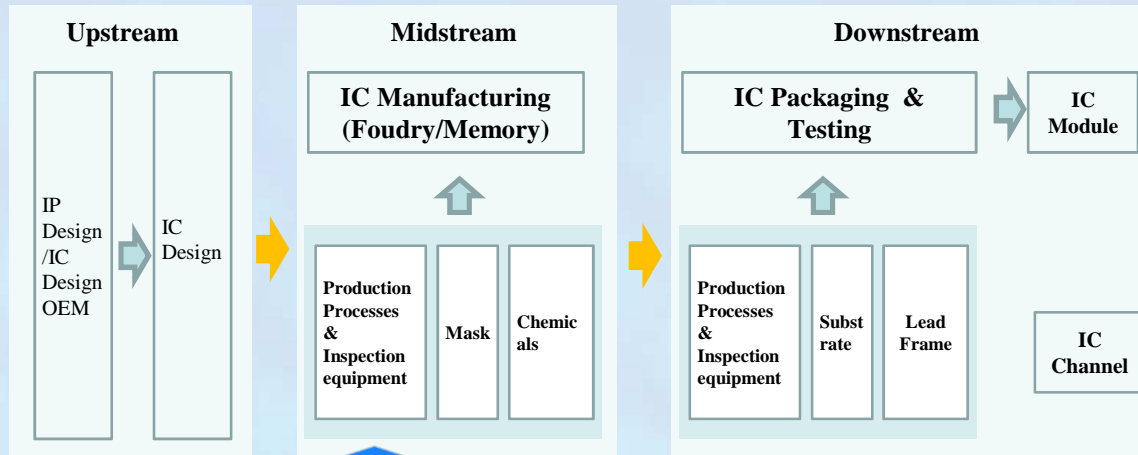
Competitive Advantage

04



Operation Performance

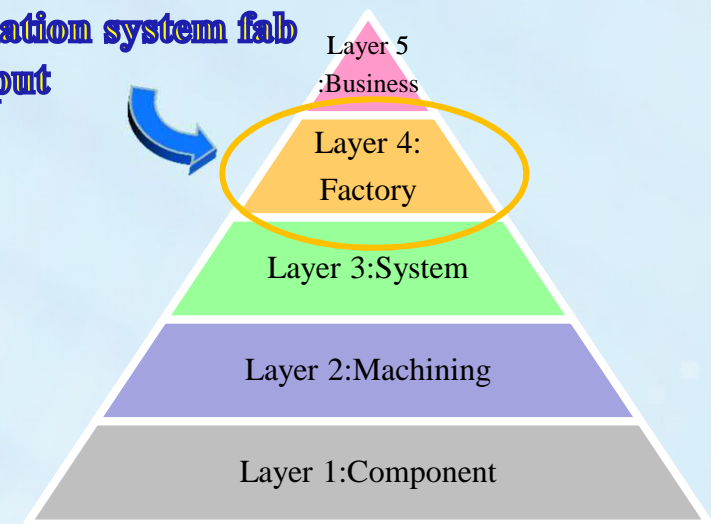
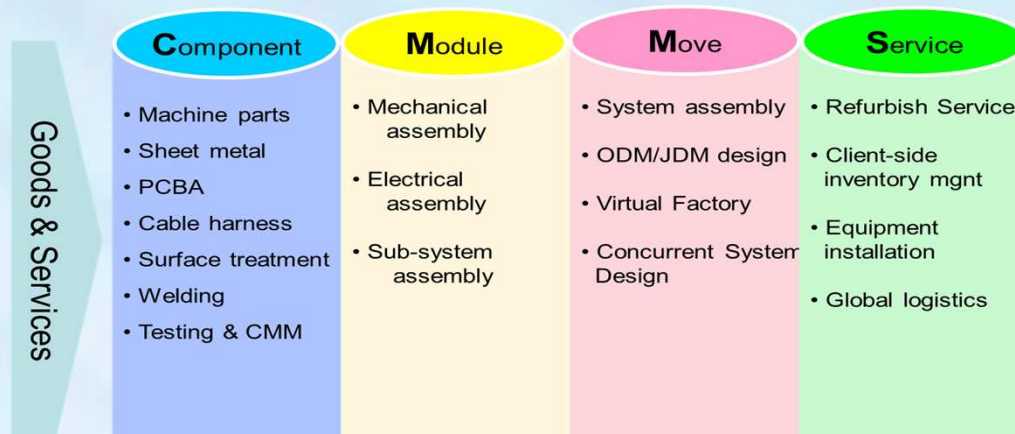
➤ **Focus on semiconductor front-end process equipment**

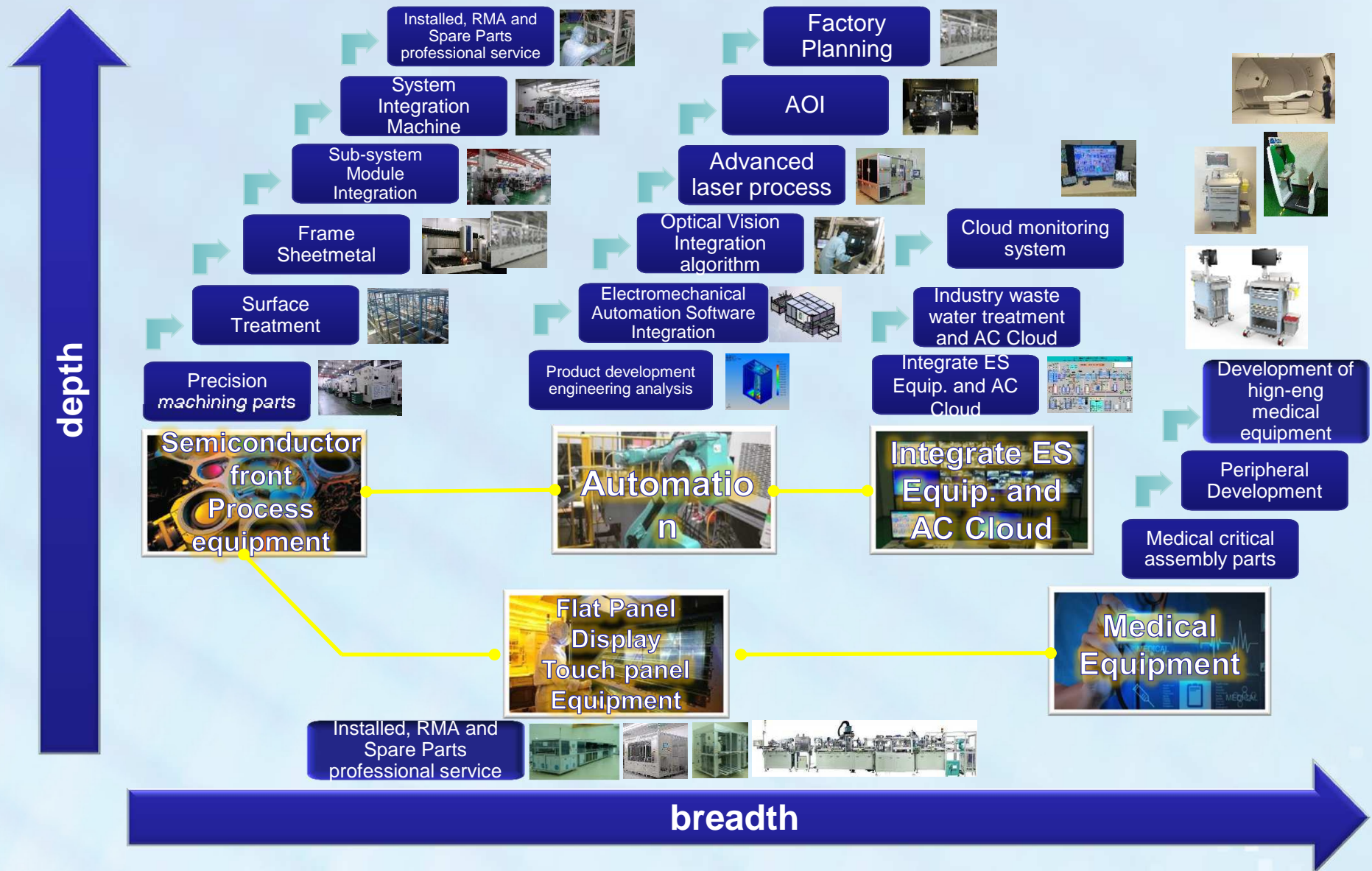


Foxsemicon focus on vertical integration manufacturing of semiconductor front-end process equipment

➤ **Focus on automation Fab output**

+ Integrated automation system fab output





01



Company Profile

02



Operation Strategies

03



Competitive Advantage

04



Operation Performance



Leading capacity of semiconductor equipment vertically integrated manufacturing



Complete management system of engineering design, manufacturing, quality and supply chain



Have key manufacturing technology and pass professional process certificates



Semiconductor Fab automation and high-performance cleaner technology



Fields-crossed RD and integrated capacity of optics , machinery, electronics control, software and process



System integration of Fab automation and Fab output technology

01



Company Profile

02



Operation Strategies

03



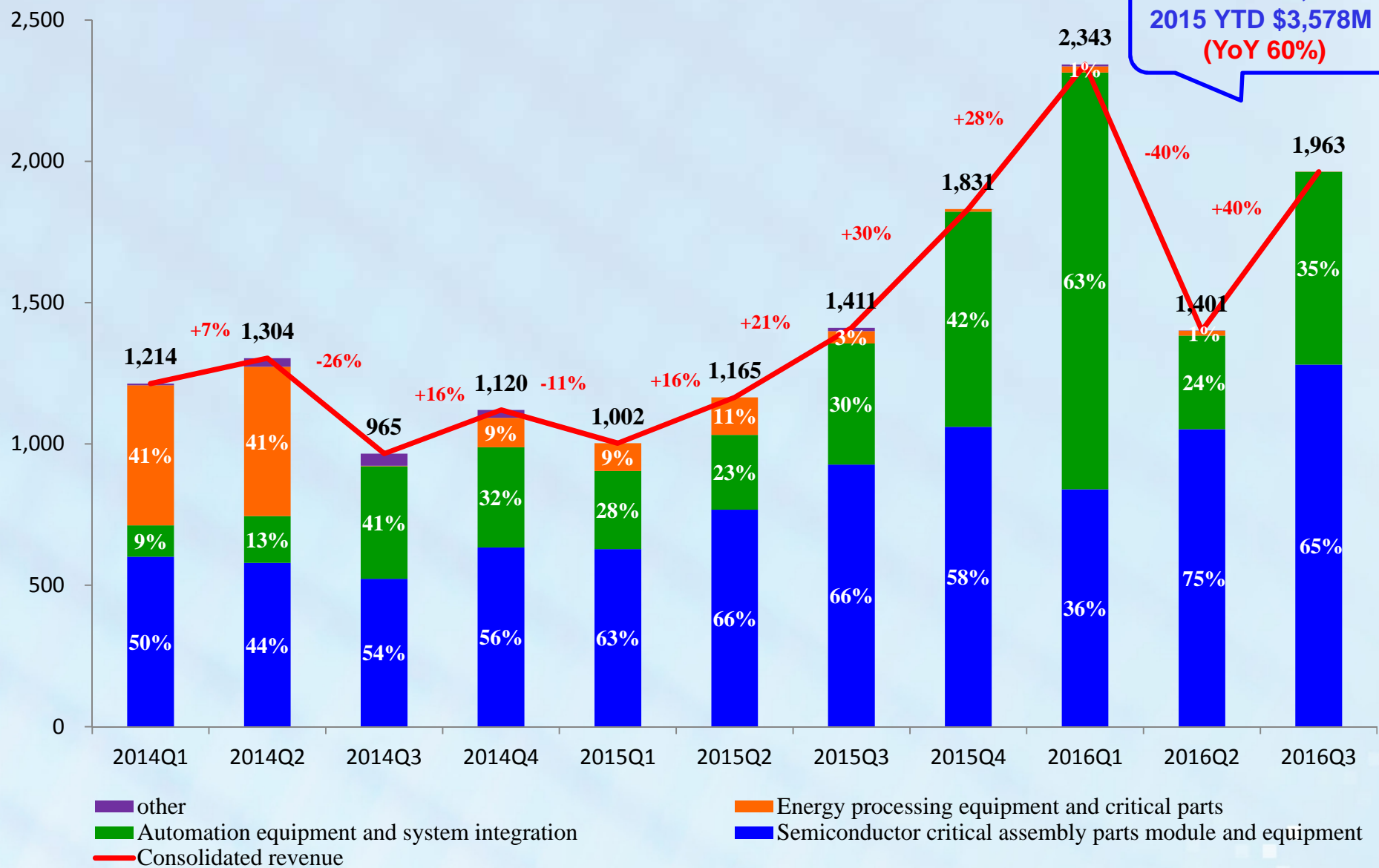
Competitive Advantage

04



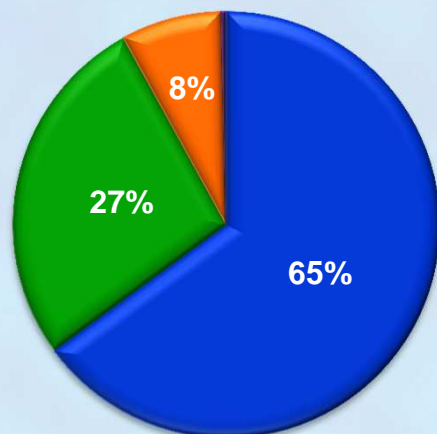
Operation Performance

Unit:NT\$Million



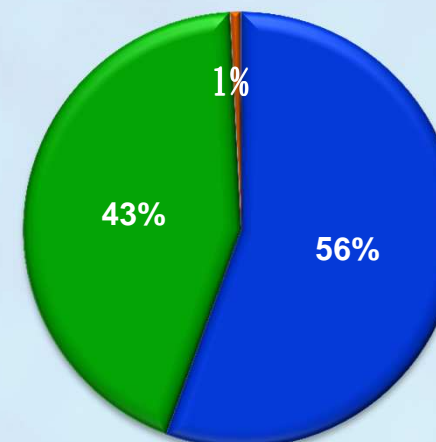
2015Q1-Q3

- Semiconductor critical assembly parts module and equipment
- Automation equipment and system integration
- Energy processing equipment and critical parts
- Other

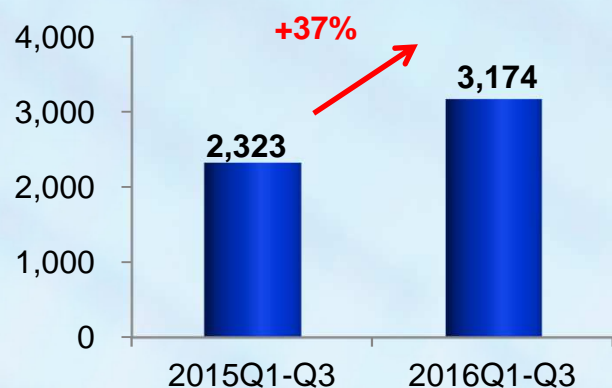


2016Q1-Q3

- Semiconductor critical assembly parts module and equipment
- Automation equipment and system integration
- Energy processing equipment and critical parts
- Other

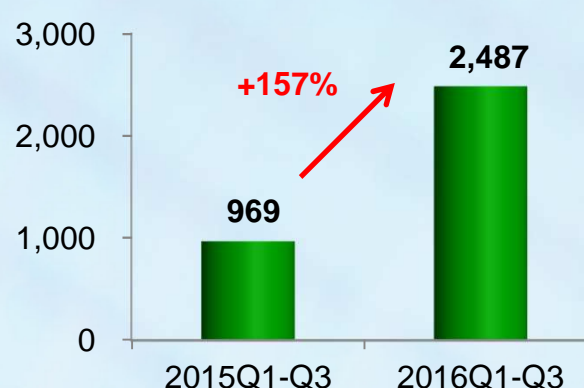


NT\$Mil



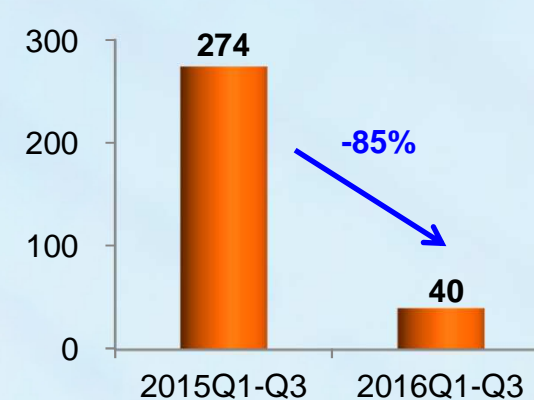
- Semiconductor critical assembly parts module and equipment

NT\$Mil



- Automation equipment and system integration

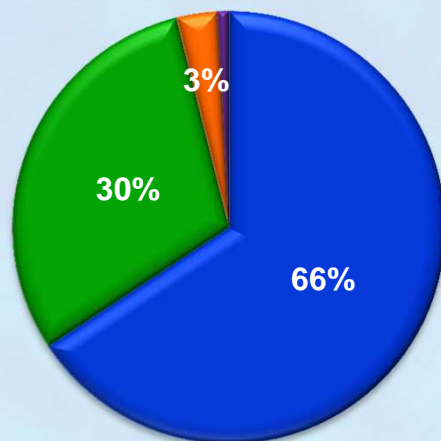
NT\$Mil



- Energy processing equipment and critical parts

2015Q3

- Semiconductor critical assembly parts module and equipment
- Automation equipment and system integration
- Energy processing equipment and critical parts
- other



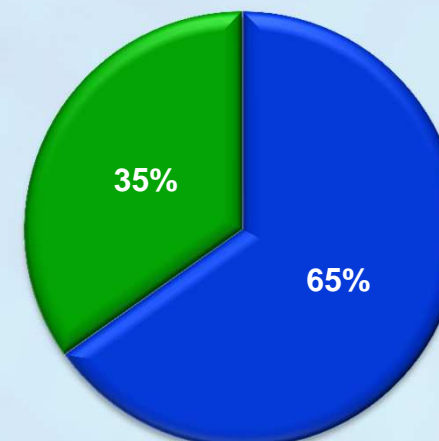
NT\$Mil



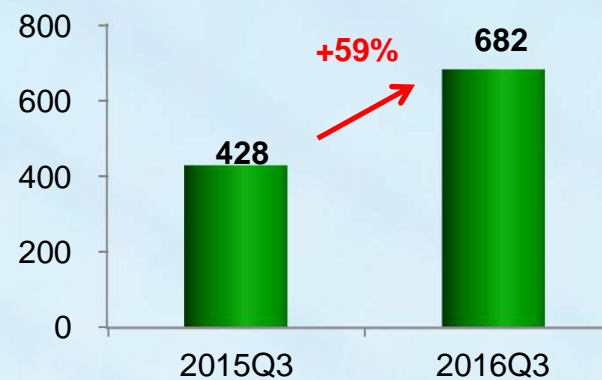
- Semiconductor critical assembly parts module and equipment

2016Q3

- Semiconductor critical assembly parts module and equipment
- Automation equipment and system integration
- Energy processing equipment and critical parts
- other



NT\$Mil



- Automation equipment and system integration

fiti 2016Q1-Q3 Consolidated Statement of Income

3413

Unit : NT\$ K	2016Q1-Q3	2015Q1-Q3	YoY
Operating revenue	5,707,699	3,577,868	60%
Gross Profit margin	14%	18%	-4 ppts
Operating expense	(319,120)	(318,078)	0.3%
Net operating profit	495,539	329,341	50%
Net operating profit %	9%	9%	-
Non-operating revenue & expense	25,663	49,218	(48%)
Net profit before tax	521,202	378,559	38%
Net profit before tax %	9%	11%	-2 ppts
Less: Income tax expense	(114,645)	(32,261)	255%
Net profit for the period	406,557	346,298	17%
Net profit for the period %	7%	10%	-3 ppts
EPS (NTD)	5.84	5.59	4%
Weighted-average outstanding shares(k)	69,609	61,993	

Unit : NT\$ K	2016Q3	2016Q2	QoQ	2015Q3	YoY
Operating revenue	1,963,453	1,401,250	40%	1,410,932	39%
Gross Profit margin	18%	19%	-1ppts	18%	-
Operating expense	(105,329)	(111,122)	(5%)	(123,311)	(15%)
Net operating profit	243,323	158,342	54%	132,217	84%
Net operating profit %	12%	11%	+1 ppts	10%	+2 ppts
Non-operating revenue & expense	(1,357)	32,470	(104%)	43,089	(103%)
Net profit before tax	241,966	190,812	27%	175,306	38%
Net profit before tax %	12%	14%	-2 ppts	13%	-1 ppts
Less: Income tax expense	(50,960)	(51,513)	(1%)	(10,142)	402%
Net profit for the period	191,006	139,299	37%	165,164	16%
Net profit for the period %	10%	10%	-	12%	-2 ppts
EPS (NTD)	2.62	2.05	28%	2.51	4%
Weighted-average outstanding shares(k)	72,793	68,000		65,913	

Thanks for your attention.

京鼎精密科技股份有限公司
Foxsemicon Integrated Technology, Inc.

Your Best Partner For SEMI/FPD
Equipment Contract Manufacturing Service